







HARVEST[®]

TYRES FOR AUSTRALIAN FARMERS

HB*R1 TUBE TYPE BIAS PLY R1 DRIVE TYRES

-  5 year pro-rata guarantee (1st year free replacement)
-  Bias ply agricultural tyres
-  R1 traction drive pattern
-  Approved by Australian engineers
-  Curved lugs ensure thorough self-cleaning
-  Good traction in normal to moist soils



Year	
1st Year	Free
2nd Year	80%
3rd Year	60%
4th Year	40%
5th Year	20%



Harvest HB*R1

Size	Type	PR/Star Rating	Load Index	Design SW $\pm 2\%$	Design OD $\pm 2\%$	RCI	RCI (mm) $\pm 2.5\%$	Approved Rims	Max Pressure (kPa)	Max Pressure (psi)
8.3-20	TT	8	102A8	210	950	N/A	N/A	W7	240	35
8.3-24	TT	8	105A8	211	993	30	2692	W7	240	35
9.5-24	TT	8	112A8	241	1048	35	3120	W8, W8H	280	41
9.5-24	TT	12	115A8	241	1048	35	3120	W8, W8H	360	52
11.2-24	TT	8	110A8	284	1105	36	3290	W10, W10H	240	35
12.4-24	TT	8	120A8	315	1165	37	3465	W11	220	32
12.4-24	TT	12	125A8	315	1165	37	3465	W11	240	35
13.6-24	TT	8	120/A8	345	1210	38	3530	W12	200	29
14.9-24 R1 Drive	TT	8	124/A8	378	1265	39	N/A	W12, W13, DW13A	180	26
14.9-26	TT	8	125/A8	378	1316	39	3886	W13,	180	26
11.2-28	TT	8	117A8	284	1210	38	3655	W10, W10H	200	29
12.4-28	TT	8	119A8	315	1260	N/A	3708	W11	220	32
13.6-28	TT	8	122A8	345	1311	39	3850	W12	200	29
14.9-28	TT	8	126A8	378	1367	40	4055	W13, DW13A	180	26
16.9-28	TT	8	132A8	435	1435	41	4275	W15L, DW15A	160	23
18.4-28	TT	8	134A8	467	1501	42	4505	DW16A, W16L	140	20
14.9-30	TT	10	131A8	378	1418	41	4275	W13, DW13A	220	32
16.9-30	TT	10	136A8	429	1485	42	4505	W15L, DW15A	200	29
16.9-34	TT	10	138A8	430	1585	43	4745	W15L, DW15A	200	29
18.4-34	TT	10	146A8	467	1654	44	5000	DW16A, W16L	180	26
11.2-38 R1 Drive	TT	6	113A8	284	1459	41	N/A	W10	180	26
14.9-38	TT	8	131/A8	378	1621	43	4745	W13A	180	26
20.8-38	TT	10	149A8	528	1834	46	5550	W18A, DD18, DW18A	160	23



PHONE NOW

1300 761 802

Fax 1300 458 353

Australian Tyre Traders Pty Ltd

VICTORIA 23 Sunshine Road, West Footscray. Victoria. 3012

NEW SOUTH WALES 1/136 Newton Rd, Wetherill Park, New South Wales. 2164

QUEENSLAND 33 Postle St, Coopers Plains. Queensland. 4108

NORTH QUEENSLAND 22-26 Jay Street, Bohle. Queensland. 4814

SOUTH AUSTRALIA 532 Cross Keys Road, Cavan. South Australia. 5094

TASMANIA 2/7-9 Wilmot St, South Launceston. Tasmania. 7249

sales@tyretraders.com.au | www.tyretraders.com.au